


Viewing your 2020-2021 Class Schedule Online

1. Go to <https://polkschoolsfl.com/classlink/>
****If you have a school-issued laptop**, open Chrome and, if prompted, login with your username@mypolkschools.net. Classlink will open automatically. Skip to step 4.
2. Click “Login”




3. Login with your district username and password. If you need your login information, please call your school.

Sign in
<https://fss.polk-fl.net>

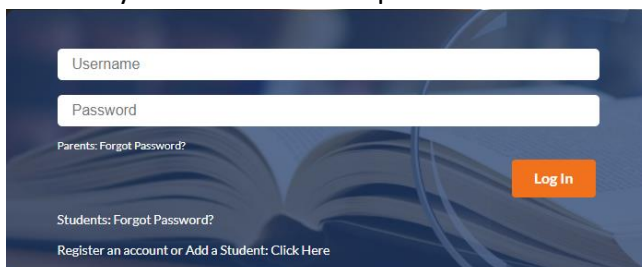
Username

Password

4. Choose the “Student Portal” icon.



5. Reenter your username and password and click “Login.”



6. From the menu on the left side of the screen, choose “Class Schedule.”

